

OverDrive App



eBooks & eAudiobooks



Jasmine Digital Library is for registered borrowers of the Greenwood County Library System. It is a collective of 18 SC libraries, referred to as the **South Carolina Low Country Consortium**. OverDrive provides the Library with a portal for browsing, checking out, and downloading eBooks, in EPUB and Kindle formats, and eAudiobooks. You can also use the **Libby App** to access Jasmine Digital Library materials.

Jasmine Digital Library

What you need to Download OverDrive App:

- Your library card number (*your full library card number no spaces*)
- Device: Computer/Tablet/Smart Phone
- An OverDrive account (you can create this the first time you open the app)

The OverDrive App is available on most devices.



If this is your first time:

1. Install free **OverDrive app** from the App Store.
2. **Open** OverDrive app.
3. Follow prompts to **create OverDrive account and login**. You can sign up with your library card, Facebook account or your email address. *If you have multiple devices use the same method to sign in to all.*
4. Tap **Home menu** icon (3 horizontal bars and OverDrive icon in upper left).
5. Tap **Add a library**.
6. Tap in the search box. Enter **29646**. Tap search.
7. Tap **South Carolina Low Country Consortium** Greenwood County Library System.
8. Tap the star to turn the star gold to save the library.

OverDrive Lending Policies

Loans and/or Check Outs: You can check out up to 10 titles. The lending period is for 14 days.

Holds: You can place holds on up to 5 titles at a time. When the title is available, it will be automatically checked out to you. You'll receive an email notification letting you know that it's waiting for you on your Loans page.

Renewing: Within 3 days of an item's expiration date, you are given the option to renew the item as long as no one else has a hold on it.



Greenwood County Library
600 South Main Street
Greenwood, South Carolina 29646
864-941-4650
www.greenwoodcountylibrary.org

OverDrive App



eBooks & eAudiobooks



Jasmine Digital Library is for registered borrowers of the Greenwood County Library System. It is a collective of 18 SC libraries, referred to as the **South Carolina Low Country Consortium**. OverDrive provides the Library with a portal for browsing, checking out, and downloading eBooks, in EPUB and Kindle formats, and eAudiobooks. You can also use the **Libby App** to access Jasmine Digital Library materials.

Jasmine Digital Library

What you need to Download OverDrive App:

- Your library card number (*your full library card number no spaces*)
- Device: Computer/Tablet/Smart Phone
- An OverDrive account (you can create this the first time you open the app)

The OverDrive App is available on most devices.



If this is your first time:

1. Install free **OverDrive app** from the App Store.
2. **Open** OverDrive app.
3. Follow prompts to **create OverDrive account and login**. You can sign up with your library card, Facebook account or your email address. *If you have multiple devices use the same method to sign in to all.*
4. Tap **Home menu** icon (3 horizontal bars and OverDrive icon in upper left).
5. Tap **Add a library**.
6. Tap in the search box. Enter **29646**. Tap search.
7. Tap **South Carolina Low Country Consortium** Greenwood County Library System.
8. Tap the star to turn the star gold to save the library.

OverDrive Lending Policies

Loans and/or Check Outs: You can check out up to 10 titles. The lending period is for 14 days.

Holds: You can place holds on up to 5 titles at a time. When the title is available, it will be automatically checked out to you. You'll receive an email notification letting you know that it's waiting for you on your Loans page.


Renewing: Within 3 days of an item's expiration date, you are given the option to renew the item as long as no one else has a hold on it.



Greenwood County Library
600 South Main Street
Greenwood, South Carolina 29646
864-941-4650
www.greenwoodcountylibrary.org

OverDrive App

To checkout and download:




1. Open **OverDrive app**.
2. Tap **Home** menu icon (upper left).
3. Tap **Greenwood County Library System**.
4. Tap **Sign In** (upper right).
5. Select **Greenwood County Library** (from the list of libraries). Enter your **library card number**.
6. Select an available title. Tap **Borrow**. Or, tap the title's jacket to open its details page. (If book is on **Wait List**, button will show **Place a Hold**).
7. Once title is checked out tap on **Book icon** then **Loans**.
8. Tap **Download**, tap **EPUB eBook**, then tap  Confirm & Download. Your title will download into the OverDrive app. You will see a message stating **Loading New Title...** followed by a brief message stating "A book has been added to your bookshelf."
9. Tap **Home** menu icon (upper left). Tap **Bookshelf** to see title. Tap jacket to begin.

To search for a title or author:


1. Open **OverDrive app**.
2. Tap **Home** menu icon (upper left).
3. Tap **Greenwood County Library System**.
4. Tap **Sign In** (upper right).
5. Tap on **magnifying glass** and type search word and enter.



To browse titles and filter:

1. Open **OverDrive app**. Tap **Home** menu icon. 
2. Tap **Greenwood County Library System**. 
3. Tap **Sign In** (upper right). 
4. Tap on the **OverDrive Read** menu (3 horizontal bars on right below the Jasmine Logo, like the image above).
5. Tap on **Subjects**. Tap on the subject to browse.
6. Tap on **Filters** to filter the titles.
 - You can filter titles to show only those that are available to checkout now, by format and by date added).

To send to Kindle:


1. Once title is checked out tap on **Books icon** then **Loans**. 
2. Tap **Download**, tap **Kindle Book**, then tap **Get Kindle**. Your title will download into the OverDrive app.
3. You'll be taken to **Amazon's website** to complete checkout and send the eBook to your Kindle device or reading app.
4. If you're not already signed into Amazon, select **Get library book**. You will be prompted to **sign in**.
5. After signing in, a page will open where you can **select the device** or reading app where you'd like to send the book you borrowed. Select **Continue**.
6. Once a book is on your **Kindle device or reading app**, you can open it from your device or app's home screen and read it just like any other Kindle Book.

If you have any Digital Library questions you can call 864-941-4655.

Or you can ask at the Reference Desk, which is upstairs at the Greenwood Library.

OverDrive App

To checkout and download:




1. Open **OverDrive app**.
2. Tap **Home** menu icon (upper left).
3. Tap **Greenwood County Library System**.
4. Tap **Sign In** (upper right).
5. Select **Greenwood County Library** (from the list of libraries). Enter your **library card number**.
6. Select an available title. Tap **Borrow**. Or, tap the title's jacket to open its details page. (If book is on **Wait List**, button will show **Place a Hold**).
7. Once title is checked out tap on **Book icon** then **Loans**.
8. Tap **Download**, tap **EPUB eBook**, then tap  Confirm & Download. Your title will download into the OverDrive app. You will see a message stating **Loading New Title...** followed by a brief message stating "A book has been added to your bookshelf."
9. Tap **Home** menu icon (upper left). Tap **Bookshelf** to see title. Tap jacket to begin.

To search for a title or author:


1. Open **OverDrive app**.
2. Tap **Home** menu icon (upper left).
3. Tap **Greenwood County Library System**.
4. Tap **Sign In** (upper right).
5. Tap on **magnifying glass** and type search word and enter.



To browse titles and filter:

1. Open **OverDrive app**. Tap **Home** menu icon. 
2. Tap **Greenwood County Library System**. 
3. Tap **Sign In** (upper right). 
4. Tap on the **OverDrive Read** menu (3 horizontal bars on right below the Jasmine Logo, like the image above).
5. Tap on **Subjects**. Tap on the subject to browse.
6. Tap on **Filters** to filter the titles.
 - You can filter titles to show only those that are available to checkout now, by format and by date added).

To send to Kindle:

1. Once title is checked out tap on **Books icon** then **Loans**. 
2. Tap **Download**, tap **Kindle Book**, then tap **Get Kindle**. Your title will download into the OverDrive app.
3. You'll be taken to **Amazon's website** to complete checkout and send the eBook to your Kindle device or reading app.
4. If you're not already signed into Amazon, select **Get library book**. You will be prompted to **sign in**.
5. After signing in, a page will open where you can **select the device** or reading app where you'd like to send the book you borrowed. Select **Continue**.
6. Once a book is on your **Kindle device or reading app**, you can open it from your device or app's home screen and read it just like any other Kindle Book.

If you have any Digital Library questions you can call 864-941-4655.

Or you can ask at the Reference Desk, which is upstairs at the Greenwood Library.